



District Report Card: 2017


State: Mizoram	District: Kolasib
Class: 3	Subject: Language
Schools: 56	Students: 569


Participation/Coverage


Students

<div>GENDER</div> <div></div>	Boys		Girls	
	Number	%	Number	%
	305	53.60	264	46.40

<div>AREA</div> <div></div>	Rural		Urban	
	Number	%	Number	%
	396	69.60	173	30.40

<div>CATEGORY</div> <div></div>	SC		ST		OBC		GEN	
	Number	%	Number	%	Number	%	Number	%
	4	0.70	558	98.07	4	0.70	3	0.53

<div>CWSN</div> <div></div>	LD	VI	HI	S&LD	ID	Oth
	3	2	1	7	1	14

<div>Management</div> <div></div>	Government		Government-aided	
	Number	%	Number	%
	569	100.00	0	0.00

Average Performance of Students in Language (%)

Overall	Gender		Area		Management		Social Group			
	Male	Female	Rural	Urban	Govt.	Aided	SC	ST	OBC	GEN
76.79	76.24	77.42	73.18	85.05	76.79	0.00	85.00	76.67	78.33	86.67

Performance on Learning Outcomes (LOs)

Learning Outcomes	Description	Average Performance(%)
L304	Reads small texts with comprehension i.e., identifies main ideas, details, sequence and draws conclusions	80.02
L312	Reads printed scripts on the classroom walls: poems, posters, charts etc.	70.33

Range of Performance of Students who Answered Correctly

Below 30%		30% - 50%		50% - 75%		Above 75%	
Number	%	Number	%	Number	%	Number	%
6	1.05	45	7.91	188	33.04	330	58.00

Lowest Performing Learning Outcomes (LOs)

- 1 - Reads printed scripts on the classroom walls: poems, posters, charts etc. (70.33)
- 2 - Reads small texts with comprehension i.e., identifies main ideas, details, sequence and draws conclusions (80.02)